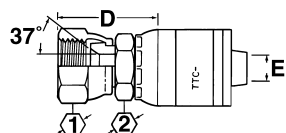


Female JIC/SAE 37° swivel (FJ)

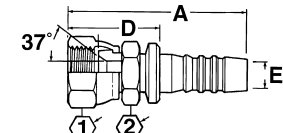
1 Global TTC fittings



For use with hose:

2661(-12 thru -32), FC310, FC510, FC579, FC611, FC619 (-12 thru -32), FC639/FC839B, FC693, FC735, FC849/FC849B, GH120, GH194, GH195, GH663, GH681, GH781, GH793.

2 Global nipples



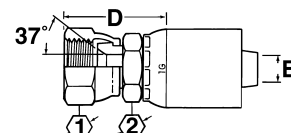
For use with hose:

Clamp: 2661 (-12 thru -20), FC619 (-12 thru -20).

Socket 1SA: 2681, FC310, FC510, FC639/FC839B (-4 thru -8), GH194 (-4 thru -20), GH663, GH681.

Socket 1SB: 2781, FC195, FC466, FC498, FC598, FC579, FC639/FC839B (-10 thru -16), FC735 (-4 thru -20), FC849/FC849B (-06 thru -12), GH120 (-4 thru -20), GH195, GH781 (-04 thru -20), GH793, 2766.

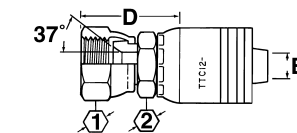
3 Global OTC fittings



For use with hose:

2583, 2661, FC466, FC498, FC598, FC619, FC699.

4 Global TTC12 fittings



For use with hose:

FC636, FC736, GH493, EC525.

1 TTC part #	2 Nipple part #	3 OTC part #	4 TTC12 part #	Thd.	Hose size	A		D		EØ		1	2
						mm	in	mm	in	mm	in		
—	1SA3FJ3	—	—	3/8-24	-03	42,3	1.69	25,4	1.00	2,5	0.10	1/2	7/16
—	1SA4FJ3	—	—	7/16-20	-03	42,3	1.69	25,4	1.00	2,5	0.10	9/16	7/16
1AA3FJ4	1SA3FJ4	1GA3FJ4	—	3/8-24	-04	49,3	1.94	25,9	1.02	3,3	0.13	1/2	9/16
1AA4FJ4 †	1SA4FJ4	1GA4FJ4	—	7/16-20	-04	50,8	2.00	26,8	1.05	4,2	0.17	9/16	9/16
1AA5FJ4	1SA5FJ4	1GA5FJ4	—	1/2-20	-04	50,3	1.98	28,9	1.14	4,2	0.17	5/8	9/16
1AA6FJ4	1SA6FJ4	1GA6FJ4	—	9/16-18	-04	51,6	2.03	28,2	1.11	4,3	0.17	1 1/16	9/16
1AA5FJ5	1SA5FJ5	1GA5FJ5	—	1/2-20	-05	52,8	2.08	29,0	1.14	5,3	0.21	5/8	9/16
1AA6FJ5	1SA6FJ5	1GA6FJ5	—	9/16-18	-05	52,3	2.06	28,4	1.12	5,3	0.21	1 1/16	9/16
1AA4FJ6	1SA4FJ6	1GA4FJ6	1BA4FJ6 4SA4FJ6*	7/16-20	-06	55,6	2.19	30,2	1.19	4,3	0.17	9/16	11/16
1AA5FJ6	1SA5FJ6	1GA5FJ6	—	1/2-20	-06	56,9	2.24	31,5	1.24	5,8	0.23	5/8	11/16
1AA6FJ6 †	1SA6FJ6	1GA6FJ6	1BA6FJ6 4SA6FJ6*	9/16-18	-06	57,9	2.28	32,5	1.28	6,6	0.26	1 1/16	11/16
1AA8FJ6	1SA8FJ6	1GA8FJ6	1BA8FJ6 4SA8FJ6*	3/4-16	-06	58,7	2.31	33,3	1.31	6,6	0.26	7/8	11/16
1AA10FJ6	1SA10FJ6	—	—	7/8-14	-06	57,4	2.26	13,2	0.52	6,6	0.26	1	11/16
1AA6FJ8	1SA6FJ8	—	1BA6FJ8 4SA6FJ8*	9/16-18	-08	59,9	2.36	34,5	1.36	9,6	0.33	11/16	13/16
—	1SA10FJ6	—	—	7/8-14	-06	61,5	2.42	36,3	1.43	6,6	0.26	1	13/16
1AA8FJ8 †	1SA8FJ8	1GA8FJ8	1BA8FJ8 4SA8FJ8*	3/4-16	-08	66,8	2.63	37,1	1.46	9,7	0.38	7/8	13/16
1AA10FJ8	1SA10FJ8	1GA10FJ8	1BA10FJ8 4SA10FJ8*	7/8-14	-08	67,1	2.64	37,3	1.47	9,7	0.38	1	7/8
1AA12FJ8	1SA12FJ8	1GA12FJ8	1BA12FJ8 4SA12FJ8*	1 1/16-12	-08	69,3	2.73	39,6	1.56	9,7	0.38	1 1/4	1
1AA16FJ8	1SA16FJ8	1GA16FJ8	1BA16FJ8	1 5/16-12	-08	77,7	3.06	48,0	1.89	9,7	0.38	1 1/2	1 1/4
1AA8FJ10	1SA8FJ10	—	—	3/4-16	-10	67,3	2.65	38,1	1.50	9,9	0.39	7/8	15/16
1AA10FJ10 †	1SA10FJ10	1GA10FJ10	1BA10FJ10 4SA10FJ10*	7/8-14	-10	70,4	2.77	41,1	1.62	12,7	0.50	1	15/16
1AA12FJ10	1SA12FJ10	1GA12FJ10	1BA12FJ10 4SA12FJ10*	1 1/16-12	-10	69,1	2.72	39,9	1.57	12,7	0.50	1 1/4	1

† Also available in stainless steel, add suffix "C" to part number, i.e., 1AA4FJ4C.

* Part number denotes 4S equivalent fitting.

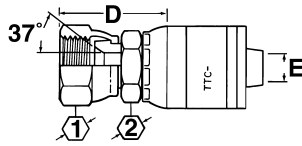
Crimp fittings

Braided, low pressure and four spiral
(TTC / 1SA / 1GA / TTC-12 Series)

H

Female JIC/SAE 37° swivel (FJ)

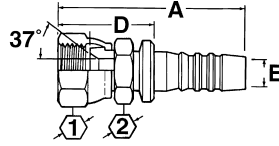
1 Global TTC fittings



For use with hose:

2661(-12 thru -32), FC310, FC510, FC579, FC611, FC619 (-12 thru -32), FC639/FC839B, FC693, FC735, FC849/FC849B, GH120, GH194, GH195, GH663, GH681, GH781, GH793.

2 Global nipples



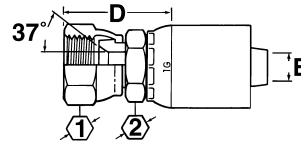
For use with hose:

Clamp: 2661 (-12 thru -20), FC619 (-12 thru -20).

Socket 1SA: 2681, FC310, FC510, FC639/FC839B (-4 thru -8), GH194 (-4 thru -20), GH663, GH681.

Socket 1SB: 2781, FC195, FC466, FC498, FC598, FC579, FC639/FC839B (-10 thru -16), FC735 (-4 thru -20), FC849/FC849B (-06 thru -12), GH120 (-4 thru -20), GH195, GH781 (-04 thru -20), GH793, 2766.

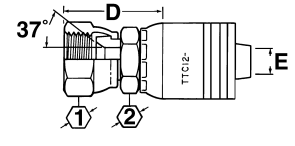
3 Global OTC fittings



For use with hose:

2583, 2661, FC466, FC498, FC598, FC619, FC699.

4 Global TTC12 fittings



For use with hose:

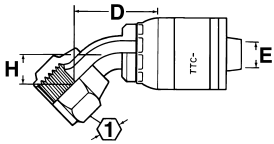
FC636, FC736, GH493, EC525.

1 TTC part #	2 Nipple part #	3 OTC part #	4 TTC12 part #	Thd.	Hose size	A		D		EØ		1	2
						mm	in	mm	in	mm	in		
1AA10FJ12	1SA10FJ12	1GA10FJ12	1BA10FJ12	7/8-14	-12	71,4	2.81	41,4	1.63	12,2	0.48	1	1 1/8
1AA12FJ12 †	1SA12FJ12	1GA12FJ12	1BA12FJ12	1 1/16-12	-12	72,1	2.84	41,9	1.65	15,5	0.61	1 1/4	1 1/8
1AA14FJ12	1SA14FJ12	1GA14FJ12	1BA14FJ12	1 3/16-12	-12	72,1	2.84	42,6	1.68	15,5	0.61	1 3/8	1 1/8
1AA16FJ12	1SA16FJ12	1GA16FJ12	1BA16FJ12	1 5/16-12	-12	73,9	2.91	43,7	1.72	15,5	0.61	1 1/2	1 1/4
1AA12FJ16	1SA12FJ16	1GA12FJ16	1BA12FJ16	1 1/16-12	-16	80,0	3.15	45,7	1.80	15,5	0.61	1 1/4	1 3/8
1AA14FJ16	1SA14FJ16	—	—	1 3/16-12	-16	80,0	3.15	46,5	1.83	20,6	0.81	1 3/8	1 3/8
1AA16FJ16 †	1SA16FJ16	1GA16FJ16	1BA16FJ16	1 5/16-12	-16	83,6	3.29	49,0	1.93	20,6	0.81	1 1/2	1 3/8
1AA20FJ16	1SA20FJ16	1GA20FJ16	1BA20FJ16	1 5/8-12	-16	80,5	3.17	46,0	1.81	20,6	0.81	2	—
1AA16FJ20	1SA16FJ20	1GA16FJ20	1BA16FJ20	1 5/16-12	-20	87,9	3.46	43,9	1.73	21,6	0.85	1 1/2	—
1AA20FJ20 †	1SA20FJ20	1GA20FJ20	1BA20FJ20	1 5/8-12	-20	91,7	3.61	47,8	1.88	26,7	1.05	2	—
—	1SA24FJ20	—	1BA24FJ20	1 7/8-12	-20	95,5	3.76	51,6	2.03	26,7	1.05	2 1/4	—
1AA24FJ24	1SA24FJ24	1GA24FJ24	1BA24FJ24	1 7/8-12	-24	99,1	3.90	52,6	2.07	32,0	1.26	2 1/4	—
1AA24FJ32	1SA24FJ32	1GA24FJ32	—	1 7/8-12	-32	103,9	4.09	53,8	2.12	33,3	1.31	2 1/4	—
1AA32FJ32	1SA32FJ32	1GA32FJ32	—	2 1/2-12	-32	110,2	4.34	60,7	2.39	44,5	1.75	2 7/8	—
—	—	—	1BA32FJ32	2 1/2-12	-32	122,4	4.82	59,2	2.33	44,5	1.75	2 7/8	—

† Also available in stainless steel, add suffix "C" to part number, i.e., 1AA4FJ4C.

Female JIC/SAE 37° swivel 45° elbow (FJA)

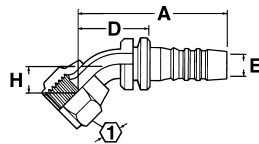
1 Global TTC fittings



For use with hose:

2661(-12 thru -32), FC310, FC510, FC579, FC611, FC619 (-12 thru -32), FC639/FC839B, FC693, FC735, FC849/FC849B, GH120, GH194, GH195, GH663, GH681, GH781, GH793.

2 Global nipples



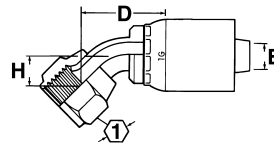
For use with hose:

Clamp: 2661 (-12 thru -20), FC619 (-12 thru -20).

Socket 1SA: 2681, FC310, FC510, FC639/FC839B (-4 thru -8), GH194 (-4 thru -20), GH663, GH681.

Socket 1SB: 2781, FC466, FC195, FC498, FC598, FC579, FC639/FC839B (-10 thru -16), FC735 (-4 thru -20), FC849/FC849B (-06 thru -12), GH120 (-4 thru -20), GH195, GH781 (-04 thru -20), GH793, 2766.

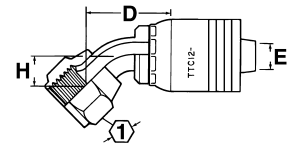
3 Global OTC fittings



For use with hose:

2583, 2661, FC466, FC498, FC598, FC619, FC699.

4 Global TTC12 fittings



For use with hose:

FC636, FC736, GH493, EC525.

1 TTC part #	2 Nipple part #	3 OTC part #	4 TTC12 part #	Thd.	Hose size	A		D		EØ		H		① in
						mm	in	mm	in	mm	in	mm	in	
1AA4FJA4 †	1SA4FJA4 †	1GA4FJA4 †	—	7/16-20	-04	45,1	1.78	24,6	0.97	4,2	0.17	8,4	0.33	9/16
1AA5FJA4 †	1SA5FJA4 †	1GA5FJA4 †	—	1/2-20	-04	51,8	2.04	28,4	1.12	4,3	0.17	9,4	0.37	5/8
1AA6FJA4	1SA6FJA4	1GA6FJA4	—	9/16-18	-04	53,1	2.09	29,7	1.17	4,3	0.17	9,9	0.39	11/16
1AA4FJA6	1SA4FJA6	—	—	7/16-20	-06	44,5	1.75	23,4	0.92	4,1	0.16	8,4	0.33	9/16
1AA6FJA6	1SA6FJA6	1GA6FJA6	—	9/16-18	-06	58,7	2.31	33,3	1.31	6,1	0.24	9,9	0.39	11/16
—	—	—	1BA6FJA6 4SA6FJA6*	9/16-18	-06	56,5	2.22	33,3	1.31	6,2	0.24	9,9	0.39	11/16
1AA8FJA6 †	1SA8FJA6 †	1GA8FJA6 †	—	3/4-16	-06	67,3	2.65	42,2	1.66	6,6	0.26	14,0	0.55	7/8
—	—	—	1BA8FJA6 4SA8FJA6*	3/4-16	-06	75,6	2.98	54,3	2.14	6,7	0.26	24,2	0.95	7/8
1AA8FJA8 †	1SA8FJA8 †	1GA8FJA8 †	—	3/4-16	-08	71,6	2.82	41,9	1.65	9,4	0.37	14,0	0.55	7/8
—	—	—	1BA8FJA8 4SA8FJA8*	3/4-16	-08	72,9	2.87	42,7	1.65	9,4	0.37	14,0	0.55	7/8
1AA10FJA8 †	1SA10FJA8 †	1GA10FJA8 †	—	7/8-14	-08	77,0	3.03	47,2	1.86	9,7	0.38	15,0	0.59	1
—	—	—	1BA10FJA8 4SA10FJA8*	7/8-14	-08	82,5	3.25	55,3	2.18	9,4	0.37	25,3	1.00	1
1AA10FJA10 †	1SA10FJA10 †	1GA10FJA10 †	1BA10FJA10 4SA10FJA10*	7/8-14	-10	71,6	2.82	45,4	1.79	11,7	0.46	16,0	0.63	1
1AA12FJA10	1SA12FJA10	1GA12FJA10	—	1 1/16-12	-10	85,9	3.38	56,4	2.22	12,7	0.50	19,8	0.78	1 1/4
—	—	—	1BA12FJA10 4SA12FJA10*	1 1/16-12	-10	92,6	3.65	66,5	2.62	12,8	0.50	29,4	1.16	1 1/4
1AA12FJA12	1SA12FJA12	1GA12FJA12	—	1 1/16-12	-12	87,1	3.43	56,9	2.24	14,7	0.58	19,8	0.78	1 1/4
1AA16FJA12	1SA16FJA12	—	—	1 5/16-12	-16	95,0	3.74	60,7	2.39	19,3	0.76	27,2	1.07	1 1/2
—	—	—	1BA12FJA12	1 1/16-12	-12	96,8	3.81	66,5	2.62	14,2	0.56	29,5	1.16	1 1/4
1AA20FJA16	1SA20FJA16	1GA20FJA16	—	1 5/8-12	-16	101,6	4.00	67,3	2.65	20,6	0.81	31,0	1.22	2
1AA16FJA16	1SA16FJA16	1GA16FJA16	—	1 5/16-12	-16	95,0	3.74	76,4	3.01	20,6	0.81	27,1	1.07	1 1/2
—	—	—	1BA16FJA16	1 5/16-12	-16	119,6	4.71	85,3	3.36	19,3	0.76	38,9	1.53	1 1/2
1AA20FJA20	1SA20FJA20	1GA20FJA20	—	1 5/8-12	-20	112,8	4.44	68,8	2.71	25,7	1.01	31,0	1.22	2
—	—	—	1BA20FJA20	1 5/8-12	-20	138,4	5.45	94,5	3.72	25,7	1.01	43,2	1.70	2
—	—	—	1BA24FJA24	1 7/8-12	-24	159,3	6.27	112,8	4.44	30,2	1.19	50,5	1.99	2 1/4

† Swivel nuts are universal for both SAE 37° and SAE 45° connections.
* Part number denotes 4S equivalent fitting.

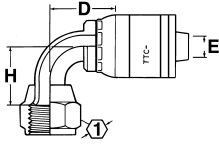
Crimp fittings

Braided, low pressure and four spiral
(TTC / 1SA / 1GA / TTC-12 Series)

H

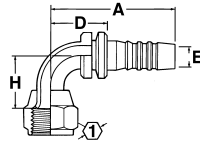
Female JIC/SAE 37° swivel 90° elbow (FJB)

1 Global TTC fittings



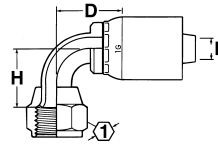
For use with hose:
2661(-12 thru -32), FC310, FC510, FC579, FC611, FC619 (-12 thru -32), FC639/FC839B, FC693, FC735, FC849/FC849B, GH120, GH194, GH195, GH663, GH681, GH781, GH793.

2 Global nipples



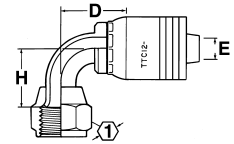
For use with hose:
Clamp: 2661 (-12 thru -20), FC619 (-12 thru -20).
Socket 1SA: 2681, FC310, FC510, FC639/FC839B (-4 thru -8), GH194 (-4 thru -20), GH663, GH681.
Socket 1SB: 2781, FC195, FC466, FC498, FC598, FC579, FC639/FC839B (-10 thru -16), FC735 (-4 thru -20), FC849/FC849B (-06 thru -12), GH120 (-4 thru -20), GH195, GH781 (-04 thru -20), GH793, 2766.

3 Global OTC fittings



For use with hose:
2583, 2661, FC466, FC498, FC598, FC619, FC699.

4 Global TTC12 fittings



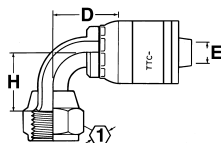
For use with hose:
C636, FC736, GH493, EC525.

1 TTC part #	2 Nipple part #	3 OTC part #	4 TTC12 part #	Thd.	Hose size	A		D		EØ		H		in
						mm	in	mm	in	mm	in	mm	in	
—	1SA4FJB3†	—	—	7/16-20	-03	40,6	1.60	23,1	0.91	2,5	0.10	17,3	0.68	9/16
1AA4FJB4†	1SA4FJB4†	1GA4FJB4†	—	7/16-20	-04	46,7	1.84	23,3	0.92	4,2	0.17	17,3	0.68	9/16
1AA5FJB4†	1SA5FJB4†	1GA5FJB4†	—	1/2-20	-04	48,8	1.92	25,4	1.00	4,3	0.17	19,3	0.76	5/8
1AA6FJB4	1SA6FJB4	1GA6FJB4	—	9/16-18	-04	50,8	2.00	25,1	0.99	4,2	0.17	22,9	0.90	11/16
—	1SA5FJB5†	—	—	1/2-20	-05	49,5	1.95	25,7	1.01	4,6	0.18	19,3	0.76	5/8
1AA4FJB6	—	—	—	7/16-20	-06	46,0	1.81	24,9	0.98	4,1	0.16	17,3	0.68	9/16
1AA6FJB6	1SA6FJB6	1GA6FJB6	—	9/16-18	-06	56,1	2.21	31,0	1.22	6,1	0.24	21,3	0.84	11/16
—	—	—	1BA6FJB6 4SA6FJB6*	9/16-18	-06	54,1	2.13	30,9	1.22	6,2	0.24	21,6	0.85	11/16
1AA8FJB6†	1SA8FJB6†	1GA8FJB6†	—	3/4-16	-06	61,5	2.42	36,1	1.42	6,6	0.26	27,7	1.09	7/8
—	—	—	1BA8FJB6 4SA8FJB6*	3/4-16	-08	64,7	2.55	43,4	1.71	6,7	0.26	47,4	1.87	7/8
1AA6FJB8	1SA6FJB8	1GA6FJB8	—	9/16-18	-08	61,7	2.43	32,0	1.26	6,1	0.24	21,3	0.84	11/16
1AA8FJB8†	1SA8FJB8†	1GA8FJB8†	—	3/4-16	-08	65,8	2.59	36,1	1.42	9,4	0.37	27,7	1.09	7/8
—	—	—	1BA8FJB8 4SA8FJB8*	3/4-16	-08	67,1	2.64	36,7	1.42	9,4	0.37	27,7	1.09	7/8
1AA10FJB8†	1SA10FJB8†	1GA10FJB8†	—	7/8-14	-08	70,6	2.78	41,0	1.61	9,7	0.38	30,2	1.19	1
—	—	—	1BA10FJB8 4SA10FJB8*	7/8-14	-08	70,5	2.78	43,3	1.70	9,4	0.37	49,0	1.93	1
1AA10FJB10†	1SA10FJB10†	1GA10FJB10†	1BA10FJB10 4SA10FJB10*	7/8-14	-10	70,2	2.76	39,3	1.55	11,7	0.46	31,2	1.23	1
1AA10FJB12	1SA10FJB12	—	—	7/8-14	-12	65,3	2.57	39,6	1.56	11,7	0.46	30,2	1.19	1
—	1SA12FJB8	—	—	1 1/16-12	-08	86,1	3.39	56,4	2.22	9,7	0.38	45,7	1.80	1 1/4
1AA12FJB10	1SA12FJB10	1GA12FJB10	—	1 1/16-12	-10	84,1	3.31	54,9	2.16	12,7	0.50	45,7	1.80	1 1/4
—	—	—	1BA12FJB10 4SA12FJB10*	1 1/16-12	-10	84,8	3.34	55,4	2.18	12,7	0.50	69,7	2.35	1 1/4
1AA20FJB16	1SA20FJB16	—	—	1 5/8-12	-16	95,8	3.77	62,2	2.45	20,8	0.82	69,9	2.75	2

† Swivel nuts are universal for both SAE 37° and SAE 45° connections.
* Part number denotes 4S equivalent fitting

Female JIC/SAE 37° swivel 90° elbow (FJB) - Cont.

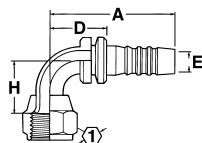
1 Global TTC fittings



For use with hose:

2661(-12 thru -32), FC310, FC510, FC579, FC611, FC619 (-12 thru -32), FC639/FC839B, FC693, FC735, FC849/FC849B, GH120, GH194, GH195, GH663, GH681, GH781, GH793.

2 Global nipples



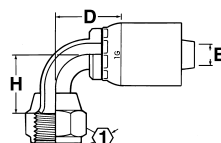
For use with hose:

Clamp: 2661 (-12 thru -20), FC619 (-12 thru -20).

Socket 1SA: 2681, FC310, FC510, FC639/FC839B (-4 thru -8), GH194 (-4 thru -20), GH663, GH681.

Socket 1SB: 2781, FC195, FC466, FC498, FC598, FC579, FC639/FC839B (-10 thru -16), FC735 (-4 thru -20), FC849/FC849B (-06 thru -12), GH120 (-4 thru -20), GH195, GH781 (-04 thru -20), GH793, 2766.

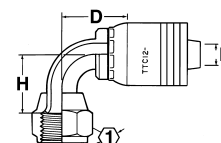
3 Global OTC fittings



For use with hose:

2583, 2661, FC466, FC498, FC598, FC619, FC699.

4 Global TTC12 fittings



For use with hose:

FC636, FC736, GH493, EC525.

1 TTC part #	2 Nipple part #	3 OTC part #	4 TTC12 part #	Thd.	Hose size	A		D		EØ		H		1 in
						mm	in	mm	in	mm	in	mm	in	
1AA12FJB12	1SA12FJB12	1GA12FJB12	—	1 1/16-12	-12	85,4	3.36	55,1	2.17	17,4	0.58	45,7	1.82	1 1/4
—	—	—	1BA12FJB12	1 1/16-12	-12	85,6	3.37	55,4	2.18	14,2	0.56	69,7	2.35	1 1/4
1AA16FJB12	1SA16FJB12	1GA16FJB12	—	1 5/16-12	-12	85,6	3.37	55,4	2.18	15,5	0.61	60,7	2.39	1 1/2
—	—	—	1BA16FJB12	1 5/16-12	-12	85,6	3.37	55,4	2.18	14,2	0.56	62,5	2.46	1 1/2
1AA16FJB16	1SA16FJB16	1GA16FJB16	—	1 5/16-12	-16	90,4	3.56	72,9	2.87	20,6	0.81	60,7	2.39	1 1/2
—	—	—	1BA16FJB16	1 5/16-12	-16	103,1	4.06	68,6	2.70	19,3	0.76	77,2	3.04	1 1/2
—	1SA16FJB20	—	—	1 5/16-12	-20	101,6	4.00	57,7	2.27	19,3	0.76	60,7	2.39	1 1/2
1AA20FJB20	1SA20FJB20	1GA20FJB20	—	1 5/8-12	-20	108,0	4.25	64,0	2.52	25,7	1.01	69,9	2.75	2
—	—	—	1BA20FJB20	1 5/8-12	-20	120,7	4.75	76,7	3.02	25,7	1.01	86,4	3.40	2
—	—	—	1BA24FJB24	1 7/8-12	-24	137,2	5.40	90,9	3.58	30,2	1.19	100,3	3.95	2 1/4
1AA24FJB24	1SA24FJB24	—	—	1 7/8-12	-24	117,6	4.63	71,4	2.81	32,0	1.26	80,5	3.17	2 1/4

† Swivel nuts are universal for both SAE 37° and SAE 45° connections.

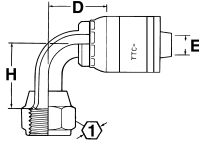
Crimp fittings

Braided, low pressure and four spiral
(TTC / 1SA / 1GA / TTC-12 Series)

H

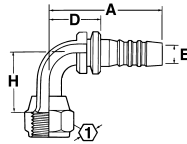
Female JIC/SAE 37° swivel 90° long drop elbow (FJC)

1 Global TTC fittings



For use with hose:
2661(-12 thru -32), FC310, FC510, FC579, FC611, FC619 (-12 thru -32), FC639/FC839B, FC693, FC735, FC849/FC849B, GH120, GH194, GH195, GH663, GH681, GH781, GH793.

2 Global nipples

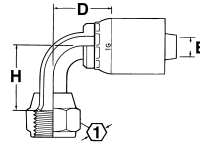


For use with hose:
Clamp: 2661 (-12 thru -20), FC619 (-12 thru -20).

Socket 1SA: 2681, FC310, FC510, FC639/FC839B (-4 thru -8), GH194 (-4 thru -20), GH663, GH681.

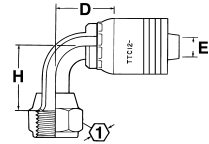
Socket 1SB: 2781, FC466, FC195, FC498, FC598, FC579, FC639/FC839B (-10 thru -16), FC735 (-4 thru -20), FC849/FC849B (-06 thru -12), GH120 (-4 thru -20), GH195, GH781 (-04 thru -20), GH793, 2766.

3 Global OTC fitting



For use with hose:
2583, 2661, FC466, FC498, FC598, FC619, FC699.

4 Global TTC12 fittings



For use with hose:
FC636, FC736, GH493, EC525.

1 TTC part #	2 Nipple part #	3 OTC part #	4 TTC12 part #	Thd.	Hose size	A		D		EØ		H		① in
						mm	in	mm	in	mm	in	mm	in	
1AA4FJC4 †	1SA4FJC4 †	1GA4FJC4 †	—	7/16-20	-04	46,7	1.84	23,3	0.92	4,2	0.17	45,7	1.80	9/16
1AA5FJC4 †	1SA5FJC4 †	1GA5FJC4 †	—	1/2-20	-04	48,8	1.92	25,4	1.00	4,3	0.17	45,7	1.80	5/8
—	1SA6FJC4	—	—	9/16-18	-04	45,5	1.79	22,1	0.87	4,3	0.17	55,4	2.18	11/16
1AA4FJC6	1SA4FJC6	—	—	7/16-20	-06	46,0	1.81	24,9	0.98	4,3	0.17	45,7	1.80	9/16
1AA6FJC6	1SA6FJC6	1GA6FJC6	—	9/16-18	-06	56,4	2.22	31,2	1.23	6,1	0.24	55,4	2.18	11/16
—	—	—	1BA6FJC6 4SA6FJC6*	9/16-18	-06	54,1	2.13	30,9	1.22	6,2	0.24	55,4	2.18	11/16
1AA8FJC6 †	1SA8FJC6 †	—	—	3/4-16	-06	64,5	2.54	39,1	1.54	6,6	0.26	62,2	2.45	7/8
1AA8FJC8 †	1SA8FJC8 †	1GA8FJC8 †	—	3/4-16	-08	68,8	2.71	39,1	1.54	9,4	0.37	62,2	2.45	7/8
—	—	—	1BA8FJC8	3/4-16	-08	72,9	2.87	43,2	1.54	9,4	0.37	84,6	2.45	7/8
1AA10FJC8 †	1SA10FJC8 †	1GA10FJC8 †	—	7/8-14	-08	70,6	2.78	40,9	1.61	9,7	0.38	65,3	2.57	1
—	—	—	1BA10FJC8 4SA10FJC8*	7/8-14	-08	70,5	2.78	43,3	1.70	9,4	0.37	86,2	3.39	1
1AA10FJC10	1SA10FJC10	—	—	7/8-14	-10	68,6	2.70	39,1	1.54	11,7	0.46	65,3	2.57	1
1AA12FJC12**	1SA12FJC12	1GA12FJC12	—	1 1/16-12	-12	85,3	3.36	51,8	2.04	14,7	0.58	94,0	3.76	1 1/4
—	—	—	1BA12FJC12	1 1/16-12	-12	85,6	3.37	55,4	2.18	14,2	0.56	112,0	4.41	1 1/4
1AA16FJC16***	1SA16FJC16	1GA16FJC16	—	1 5/16-12	-16	90,4	3.56	72,9	2.87	20,6	0.81	116,4	4.58	1 1/2
—	—	—	1BA16FJC16	1 5/16-12	-16	103,1	4.06	68,6	2.70	19,3	0.76	133,1	5.24	1 1/2
1AA20FJC20	1SA20FJC20	1GA20FJC20	—	1 5/8-12	-20	108,0	4.25	64,0	2.52	25,7	1.01	140,5	5.53	2
—	—	—	1BA20FJC20	1 5/8-12	-20	120,7	4.75	76,7	3.02	25,7	1.01	150,9	5.94	2

† Swivel nuts are universal for both SAE 37° and SAE 45° connections.

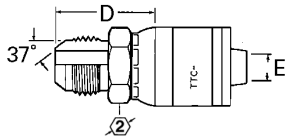
* Part number denotes 4S equivalent fitting.

** The 90° long drop tube elbow configuration meets a 3.5:1 burst, based on 4000psi operating pressure.

*** The 90° long drop tube elbow configuration meets a 3.7:1 burst, based on 3000psi operating pressure.

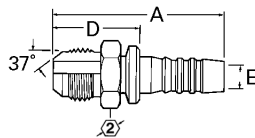
Male JIC/SAE 37° (MJ)

1 Global TTC fittings



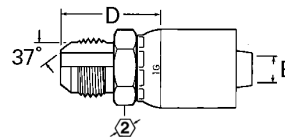
For use with hose:
2661(-12 thru -32), FC310, FC510, FC579, FC611, FC619 (-12 thru -32), FC639/FC839B, FC693, FC735, FC849/FC849B, GH120, GH194, GH195, GH663, GH681, GH781, GH793.

2 Global nipples



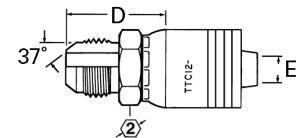
For use with hose:
Clamp: 2661 (-12 thru -20), FC619 (-12 thru -20).
Socket 1SA: 2681, FC310, FC510, FC639/FC839B (-4 thru -8), GH194 (-4 thru -20), GH663, GH681.
Socket 1SB: 2781, FC466, FC195, FC498, FC598, FC579, FC639/FC839B (-10 thru -16), FC735 (-4 thru -20), FC849/FC849B (-06 thru -12), GH120 (-4 thru -20), GH195, GH781 (-04 thru -20), GH793, 2766.

3 Global OTC fittings



For use with hose:
2583, 2661, FC466, FC498, FC598, FC619, FC699.

4 Global TTC12 fittings



For use with hose:
FC636, FC736, GH493, EC525.

1 TTC part #	2 Nipple part #	3 OTC part #	4 TTC12 part #	Thd.	Hose size	A		D		EØ		① in
						mm	in	mm	in	mm	in	
1AA4MJ4	1SA4MJ4	1GA4MJ4	—	7/16-20	-04	50,8	2.00	27,2	1.07	4,3	0.17	9/16
1AA5MJ4	1SA5MJ4	1GA5MJ4	—	1/2-20	-04	46,7	1.84	23,4	0.92	4,3	0.17	9/16
1AA6MJ4	1SA6MJ4	1GA6MJ4	—	9/16-18	-04	47,0	1.85	23,6	0.93	4,3	0.17	5/8
—	1SA5MJ5	—	—	1/2-20	-05	52,6	2.07	28,4	1.12	5,3	0.21	9/16
1AA6MJ5	1SA6MJ5	1GA6MJ5	—	9/16-18	-05	47,8	1.88	23,9	0.94	5,3	0.21	15/8
1AA6MJ6	1SA6MJ6	1GA6MJ6	1BA6MJ6 4SA6MJ6*	9/16-18	-06	53,7	2.12	31,0	1.22	6,7	0.26	11/16
1AA8MJ6	1SA8MJ6	1GA8MJ6	1BA8MJ6 4SA8MJ6*	3/4-16	-06	49,4	1.94	28,1	1.11	6,7	0.26	13/16
1AA8MJ8	1SA8MJ8	1GA8MJ8	1BA8MJ8 4SA8MJ8*	3/4-16	-08	65,8	2.59	35,5	1.40	9,6	0.38	13/16
1AA10MJ6	1SA10MJ6	—	—	7/8-14	-06	53,3	2.10	30,7	1.21	6,6	0.26	15/16
1AA10MJ8	1SA10MJ8	1GA10MJ8	1BA10MJ8 4SA10MJ8*	7/8-14	-08	59,1	2.33	31,9	1.26	9,6	0.38	15/16
1AA12MJ8	1SA12MJ8	1GA12MJ8	1BA12MJ8 4SA12MJ8*	1 1/16-12	-08	63,4	2.50	36,2	1.43	9,7	0.38	1 1/8
1AA8MJ10	1SA8MJ10	—	—	3/4-16	-10	61,7	2.43	35,8	1.41	12,7	0.50	15/16
1AA10MJ10	1SA10MJ10	1GA10MJ10	1BA10MJ10 4SA10MJ10*	7/8-14	-10	69,4	2.73	40,5	1.59	12,3	0.48	15/16
1AA12MJ10	1SA12MJ10	1GA12MJ10	1BA12MJ10 4SA12MJ10*	1 1/16-12	-10	62,4	2.46	36,4	1.43	12,8	0.50	1 1/8
1AA10MJ12	1SA10MJ12	1GA10MJ12	1BA10MJ12	7/8-14	-12	70,6	2.78	40,4	1.59	12,2	0.48	1 1/8
1AA12MJ12	1SA12MJ12	1GA12MJ12	1BA12MJ12	1 1/16-12	-12	74,7	2.94	43,9	1.73	15,5	0.61	1 1/8
1AA14MJ12	1SA14MJ12	1GA14MJ12	1BA14MJ12	1 3/16-12	-12	69,3	2.73	39,1	1.54	15,5	0.61	1 1/4
1AA16MJ12	1SA16MJ12	1GA16MJ12	1BA16MJ12	1 5/16-12	-12	69,9	2.75	39,6	1.56	15,5	0.61	1 3/8
1AA14MJ16	1SA14MJ16	—	—	1 3/16-12	-16	79,0	3.11	45,7	1.80	18,3	0.72	1 3/8
1AA16MJ16	1SA16MJ16	1GA16MJ16	1BA16MJ16	1 5/16-12	-16	82,6	3.25	47,5	1.88	20,8	0.82	1 3/8
1AA20MJ16	1SA20MJ16	—	—	1 5/8-12	-16	77,0	3.03	43,4	1.71	20,6	0.81	1 11/16
1AA20MJ20	1SA20MJ20	1GA20MJ20	1BA20MJ20	1 5/8-12	-20	98,8	3.89	54,9	2.16	26,7	1.05	1 3/4
1AA24MJ24	1SA24MJ24	1GA24MJ24	1BA24MJ24	1 7/8-12	-24	109,5	4.31	63,2	2.49	32,0	1.26	2
1AA32MJ32	1SA32MJ32	1GA32MJ32	—	2 1/2-12	-32	124,2	4.89	73,9	2.91	44,5	1.75	2 5/8

* Part number denotes 4S equivalent fitting.