

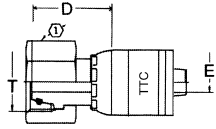
Crimp fittings

Braided, low pressure and four spiral
(TTC / 1SA / 1GA / TTC-12 Series)

H

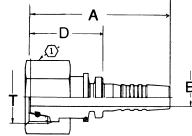
DKO female swivel, light duty (DL)

1 Global TTC fittings



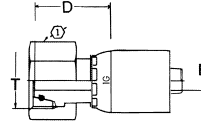
For use with hose:
2661(-12 thru -32), FC310, FC510, FC579, FC611, FC619 (-12 thru -32), FC639/FC839B, FC693, FC735, FC849/FC849B, GH120, GH194, GH195, GH663, GH681, GH781, GH793.

2 Global nipples



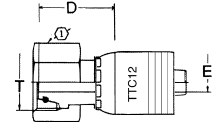
For use with hose:
Clamp: 2661 (-12 thru -20), FC619 (-12 thru -20).
Socket 1SA: 2681, FC310, FC510, FC639/FC839B (-4 thru -8), GH194 (-4 thru -20), GH663, GH681.
Socket 1SB: 2781, FC466, FC195, FC498, FC598, FC579, FC639/FC839B (-10 thru -16), FC735 (-4 thru -20), FC849/FC849B (-06 thru -12), GH120 (-4 thru -20), GH195, GH781 (-04 thru -20), GH793, 2766.

3 Global OTC fittings



For use with hose:
2583, 2661, FC466, FC498, FC598, FC619, FC699.

4 Global TTC12 fittings



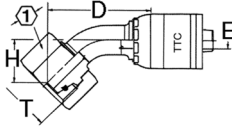
For use with hose:
FC636, FC736, GH493, EC525.

1 TTC part #	2 Nipple part #	3 OTC part #	4 TTC12 part #	Thd. T	Tube O.D.	Hose size	A		D		EØ		①	
							mm	in	mm	in	mm	in	mm	in
1A5DL4	1S5DL4	1G5DL4	—	M12 x 1.5	6	-04	48,0	1.89	24,6	0.97	4,2	0.16	17,0	0.67
1A6DL4	S6DL4	1G6DL4	—	M14 x 1.5	8	-04	46,0	1.81	22,6	0.89	4,2	0.16	17,0	0.67
1A8DL4	1S8DL4	—	—	M16 x 1.5	10	-04	48,3	1.90	24,9	0.98	4,3	0.17	19,0	0.75
1A8DL6	1S8DL6	1G8DL6	1B8DL6 4S8DL6*	M16 x 1.5	10	-06	50,5	1.99	25,2	0.99	6,7	0.26	19,0	0.75
1A10DL6	1S10DL6	1G10DL6	1B10DL6 4S10DL6*	M18 x 1.5	12	-06	51,2	2.01	25,9	1.02	6,7	0.26	22,0	0.87
1A12DL8	1S12DL8	1G12DL8	1B12DL8 4S12DL8*	M22 x 1.5	15	-08	58,3	2.30	28,6	1.13	9,6	0.38	27,0	1.06
1A16DL10	1S16DL10	1G16DL10	1B16DL10 4S16DL10*	M26 x 1.5	18	-10	59,2	2.33	29,8	1.17	12,8	0.50	32,0	1.26
1A20DL12	1S20DL12	1G20DL12	1B20DL12	M30 x 2	22	-12	62,5	2.46	32,3	1.27	15,5	0.61	36,0	1.42
1A25DL16	1S25DL16	1G25DL16	1B25DL16	M36 x 2	28	-16	68,2	2.68	33,8	1.33	20,7	0.81	41,0	1.61
1A32DL20	1S32DL20	1G32DL20	1B32DL20	M45 x 2	35	-20	83,7	3.29	39,7	1.56	26,6	1.05	50,0	1.97
1A40DL24	1S40DL24	1G40DL24	—	M52 x 2	42	-24	87,2	3.43	40,9	1.61	32,0	1.26	60,0	2.36

* Part number denotes 4S equivalent fitting

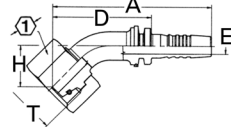
DKO female swivel, light duty, 45° elbow (DLA)

1 Global TTC fittings



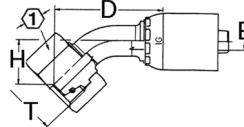
For use with hose:
2661(-12 thru -32), FC310, FC510, FC579, FC611, FC619 (-12 thru -32), FC639/FC839B, FC693, FC735, FC849/FC849B, GH120, GH194, GH195, GH663, GH681, GH781, GH793.

2 Global nipples



For use with hose:
Clamp: 2661 (-12 thru -20), FC619 (-12 thru -20).
Socket 1SA: 2681, FC310, FC510, FC639/FC839B (-4 thru -8), GH194 (-4 thru -20), GH663, GH681.
Socket 1SB: 2781, FC466, FC195, FC498, FC598, FC579, FC639/FC839B (-10 thru -16), FC735 (-4 thru -20), FC849/FC849B (-06 thru -12), GH120 (-4 thru -20), GH195, GH781 (-04 thru -20), GH793, 2766.

3 Global OTC fittings



For use with hose:
2583, 2661, FC466, FC498, FC598, FC619, FC699.

4 Global TTC12 fittings

No offering

1 TTC part #	2 Nipple part #	3 OTC part #	4 TTC12 part #	Thd. T	Tube O.D.	Hose size	A		D		EØ		H		②	
							mm	in	mm	in	mm	in	mm	in		mm
1A6DLA4	1S6DLA4	1G6DLA4	—	M14 x 1.5	8	-04	62,4	2.46	39,0	1.53	4,2	0.16	17,5	0.69	17,0	0.67
1A8DLA4	1S8DLA4	—	—	M16 X 1.5	10	-04	64,8	2.55	41,5	1.63	0,4	0.17	18,4	0.72	19,0	0.75
1A8DLA6	1S8DLA6	1G8DLA6	—	M16 x 1.5	10	-06	66,8	2.63	41,5	1.63	6,7	0.26	19,0	0.75	19,0	0.75
1A10DLA6	1S10DLA6	1G10DLA6	—	M18 x 1.5	12	-06	69,8	2.75	44,5	1.75	6,7	0.26	20,5	0.81	22,0	0.87
1A12DLA8	1S12DLA8	1G12DLA8	—	M22 x 1.5	15	-08	81,7	3.22	52,0	2.05	9,6	0.38	21,5	0.85	27,0	1.06
1A16DLA10	1S16DLA10	1G16DLA10	—	M26 x 1.5	18	-10	88,4	3.48	59,0	2.32	12,8	0.50	27,5	1.08	32,0	1.26
1A20DLA12	1S20DLA12	1G20DLA12	—	M30 x 2	22	-12	98,4	3.87	68,2	2.68	15,5	0.61	26,0	1.02	36,0	1.42
1A25DLA16	1S25DLA16	1G25DLA16	—	M36 x 2	28	-16	120,0	4.72	85,6	3.37	20,7	0.81	33,5	1.32	41,0	1.61
1A32DLA20	—	—	—	M45 x 2	35	-20	148,0	5.83	104,0	4.09	26,6	1.05	43,0	1.69	50,0	1.97

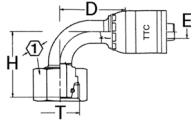
Crimp fittings

Braided, low pressure and four spiral
(TTC / 1SA / 1GA / TTC-12 Series)

H

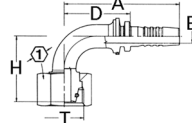
DKO female swivel, light duty, 90° elbow (DLB)

1 Global TTC fittings



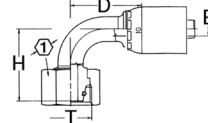
For use with hose:
2661(-12 thru -32), FC310, FC510, FC579, FC611, FC619 (-12 thru -32), FC639/FC839B, FC693, FC735, FC849/FC849B, GH120, GH194, GH195, GH663, GH681, GH781, GH793.

2 Global nipples



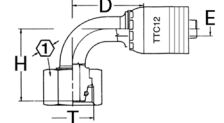
For use with hose:
Clamp: 2661 (-12 thru -20), FC619 (-12 thru -20).
Socket 1SA: 2681, FC310, FC510, FC639/FC839B (-4 thru -8), GH194 (-4 thru -20), GH663, GH681.
Socket 1SB: 2781, FC466, FC195, FC498, FC598, FC579, FC639/FC839B (-10 thru -16), FC735 (-4 thru -20), FC849/FC849B (-06 thru -12), GH120 (-4 thru -20), GH195, GH781 (-04 thru -20), GH793, 2766.

3 Global OTC fittings



For use with hose:
2583, 2661, FC466, FC498, FC598, FC619, FC699.

4 Global TTC12 fittings

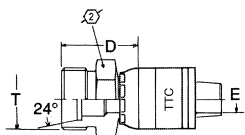


For use with hose:
FC636, FC736, GH493, EC525.

1 TTC part #	2 Nipple part #	3 OTC part #	4 TTC12 part #	Thd. T	Tube O.D.	Hose size	A		D		EØ		H		1
							mm	in	mm	in	mm	in	mm	in	
1A5DLB4	1S5DLB4	1G5DLB4	—	M12 x 1.5	6	-04	49,9	1.96	26,5	1.04	4,2	0.16	26,5	1.04	17,0 0.67
1A6DLB4	1S5DLB4	1G6DLB4	—	M14 x 1.5	8	-04	51,9	2.04	28,5	1.12	4,2	0.16	31,5	1.24	17,0 0.67
1A8DLB4	1S8DLB4	—	—	M16 x 1.5	10	-04	55,4	2.18	32,0	1.26	4,3	0.17	35,5	1.40	19,0 0.75
1A8DLB6	1S8DLB6	1G8DLB6	1B8DLB6	M16 x 1.5	10	-06	57,3	2.25	32,0	1.26	6,7	0.26	35,5	1.40	19,0 0.75
1A10DLB6	1S10DLB6	1G10DLB6	—	M18 x 1.5	12	-06	60,3	2.37	35,0	1.38	6,7	0.26	39,0	1.53	22,0 0.87
1A12DLB8	1S12DLB8	1G12DLB8	1B12DLB8	M22 x 1.5	15	-08	72,0	2.83	42,3	1.66	9,6	0.38	43,0	1.69	27,0 1.06
1A16DLB10	1S16DLB10	1G16DLB10	—	M26 x 1.5	18	-10	82,9	3.26	53,5	2.11	12,8	0.50	59,0	2.32	32,0 1.26
1A20DLB12	1S20DLB12	1G20DLB12	1B20DLB12	M30 x 2	22	-12	95,0	3.74	64,8	2.55	15,5	0.61	54,0	2.12	36,0 1.42
1A25DLB16	1S25DLB16	1G25DLB16	—	M36 x 2	28	-16	154,4	6.08	120,0	4.72	20,7	0.81	71,0	2.79	41,0 1.61
1A32DLB20	—	—	—	M45 x 2	35	-20	119,0	4.68	75,0	2.95	26,6	1.05	76,0	2.99	50,0 1.97

24° male, light duty (DK)

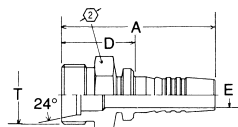
1 Global TTC fittings



For use with hose:

2661(-12 thru -32), FC310, FC510, FC579, FC611, FC619 (-12 thru -32), FC639/FC839B, FC693, FC735, FC849/FC849B, GH120, GH194, GH195, GH663, GH681, GH781, GH793.

2 Global nipples



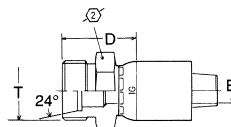
For use with hose:

Clamp: 2661 (-12 thru -20), FC619 (-12 thru -20).

Socket 1SA: 2681, FC310, FC510, FC639/FC839B (-4 thru -8), GH194 (-4 thru -20), GH663, GH681.

Socket 1SB: 2781, FC466, FC195, FC498, FC598, FC579, FC639/FC839B (-10 thru -16), FC735 (-4 thru -20), FC849/FC849B (-06 thru -12), GH120 (-4 thru -20), GH195, GH781 (-04 thru -20), GH793, 2766.

3 Global OTC fittings



For use with hose:

2583, 2661, FC466, FC498, FC598, FC619, FC699.

4 Global TTC12 fittings

No offering

1 TTC part #	2 Nipple part #	3 OTC part #	4 TTC12 part #	Thd. T	Tube O.D.	Hose size	A		D		EØ			
							mm	in	mm	in	mm	in		mm
1A5DK4	1S5DK4	1G5DK4	—	M12 x 1.5	6	-04	44,7	1.76	21,3	0.84	4,2	0.16	12,0	0.47
1A6DK4	1S6DK4	1G6DK4	—	M14 x 1.5	8	-04	44,5	1.75	21,1	0.83	4,2	0.16	14,0	0.55
1A8DK4	1S8DK4	—	—	M16 X 1.5	10	-04	46,0	1.81	22,6	0.89	4,3	0.17	17,0	0.67
1A8DK6	1S8DK6	1G8DK6	—	M16 x 1.5	10	-06	52,0	2.05	26,7	1.05	6,7	0.26	17,0	0.67
1A10DK6	1S10DK6	1G10DK6	—	M18 x 1.5	12	-06	49,0	1.93	23,7	0.93	6,7	0.26	19,0	0.75
1A12DK8	1S12DK8	1G12DK8	—	M22 x 1.5	15	-08	56,0	2.20	26,3	1.03	9,6	0.38	24,0	0.94
1A16DK10	1S16DK10	1G16DK10	—	M26 x 1.5	18	-10	56,0	2.20	26,6	1.05	12,8	0.50	27,0	1.06
1A20DK12	1S20DK12	1G20DK12	—	M30 x 2	22	-12	62,0	2.44	31,8	1.25	15,5	0.61	32,0	1.26
1A25DK16	1S25DK16	1G25DK16	—	M36 x 2	28	-16	66,0	2.60	31,6	1.24	20,7	0.81	41,0	1.61
1A32DK20	1S32DK20	1G32DK20	—	M45 x 2	35	-20	79,4	3.12	35,4	1.39	26,6	1.05	46,0	1.81

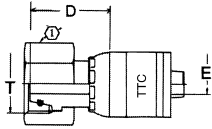
Crimp fittings

Braided, low pressure and four spiral
(TTC / 1SA / 1GA / TTC-12 Series)

H

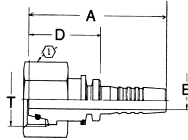
DKO female swivel, heavy duty (DS)

1 Global TTC fittings



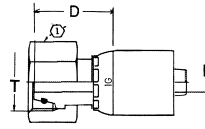
For use with hose:
2661(-12 thru -32), FC310, FC510, FC579, FC611, FC619 (-12 thru -32), FC639/FC839B, FC693, FC735, FC849/FC849B, GH120, GH194, GH195, GH663, GH681, GH781, GH793.

2 Global nipples



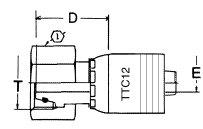
For use with hose:
Clamp: 2661 (-12 thru -20), FC619 (-12 thru -20).
Socket 1SA: 2681, FC310, FC510, FC639/FC839B (-4 thru -8), GH194 (-4 thru -20), GH663, GH681.
Socket 1SB: 2781, FC466, FC195, FC498, FC598, FC579, FC639/FC839B (-10 thru -16), FC735 (-4 thru -20), FC849/FC849B (-06 thru -12), GH120 (-4 thru -20), GH195, GH781 (-04 thru -20), GH793, 2766.

3 Global OTC fittings



For use with hose:
2583, 2661, FC466, FC498, FC598, FC619, FC699.

4 Global TTC12 fittings



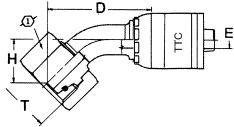
For use with hose:
FC636, FC736, GH493, EC525.

1 TTC part #	2 Nipple part #	3 OTC part #	4 TTC12 part #	Thd. T	Tube O.D.	Hose size	A		D		EØ		1	
							mm	in	mm	in	mm	in		mm
1A5DS4	1S5DS4	1G5DS4	—	M16 x 1.5	8	-04	49,6	1.95	26,2	1.03	4,2	0.16	19,0	0.75
1A6DS4	1S6DS4	1G6DS4	—	M18 x 1.5	10	-04	50,8	2.00	27,4	1.08	4,2	0.16	22,0	0.87
1A8DS4	1S8DS4	—	—	M20 X 1.5	12	-04	50,8	2.00	27,4	1.08	4,3	0.17	24,0	0.94
1A6DS6	1S6DS6	—	—	M18 X 1.5	10	-06	52,8	2.08	27,7	1.09	6,6	0.26	27,0	1.06
1A8DS6	1S8DS6	1G8DS6	1B8DS6 4S8DS6*	M20 x 1.5	12	-06	53,8	2.12	28,5	1.12	6,7	0.26	24,0	0.94
1A10DS6	1S10DS6	1G10DS6	1B10DS6 4S10DS6*	M22 x 1.5	14	-06	56,9	2.24	31,6	1.24	6,7	0.26	27,0	1.06
1A10DS8	1S10DS8	—	—	M22 x 1.5	14	-08	55,2	2.17	25,5	1.00	9,6	0.38	27,0	1.06
1A12DS8	1S12DS8	1G12DS8	1B12DS8 4S12DS8*	M24 x 1.5	16	-08	62,4	2.46	32,7	1.29	9,6	0.38	30,0	1.18
1A16DS10	1S16DS10	1G16DS10	1B16DS10 4S16DS10*	M30 x 2	20	-10	66,9	2.63	37,5	1.48	12,8	0.50	36,0	1.42
1A16DS12	1S16DS12	—	—	M30 x 2	20	-12	60,2	2.37	30,2	1.19	14,0	0.55	36,0	1.42
1A20DS12	1S20DS12	1G20DS12	1B20DS12	M36 x 2	25	-12	72,0	2.83	41,8	1.64	15,5	0.61	46,0	1.81
1A25DS16	1S25DS16	1G25DS16	1B25DS16	M42 x 2	30	-16	78,5	3.09	44,1	1.44	20,7	0.81	50,0	1.97
1A32DS20	—	—	1B32DS20	M52 x 2	38	-20	93,7	3.69	49,7	1.96	26,6	1.05	60,0	2.36

* Part number denotes 4S equivalent fitting

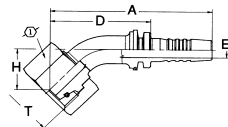
DKO female swivel, heavy duty, 45° elbow (DSA)

1 Global TTC fittings



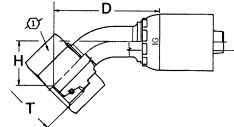
For use with hose:
2661(-12 thru -32), FC310, FC510, FC579, FC611, FC619 (-12 thru -32), FC639/FC839B, FC693, FC735, FC849/FC849B, GH120, GH194, GH195, GH663, GH681, GH781, GH793.

2 Global nipples



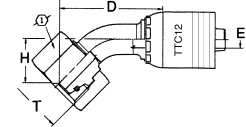
For use with hose:
Clamp: 2661 (-12 thru -20), FC619 (-12 thru -20).
Socket 1SA: 2681, FC310, FC510, FC639/FC839B (-4 thru -8), GH194 (-4 thru -20), GH663, GH681.
Socket 1SB: 2781, FC466, FC195, FC498, FC598, FC579, FC639/FC839B (-10 thru -16), FC735 (-4 thru -20), FC849/FC849B (-06 thru -12), GH120 (-4 thru -20), GH195, GH781 (-04 thru -20), GH793, 2766.

3 Global OTC fittings



For use with hose:
2583, 2661, FC466, FC498, FC598, FC619, FC699.

4 Global TTC12 fittings



For use with hose:
FC636, FC736, GH493, EC525.

1 TTC part #	2 Nipple part #	3 OTC part #	4 TTC12 part #	Thd. T	Tube O.D.	Hose size	A		D		EØ		H		1	
							mm	in	mm	in	mm	in	mm	in		mm
1A6DSA4	1S6DSA4	1G6DSA4	—	M18 x 1.5	10	-04	61,4	2.42	38,0	1.50	4,2	0.16	17,0	0.67	22,0	0.87
1A8DSA6	1S8DSA6	1G8DSA6	1B8DSA6 4S8DSA6*	M20 x 1.5	12	-06	68,3	2.69	43,0	1.69	6,7	0.26	19,0	0.75	24,0	0.94
1A10DSA6	1S10DSA6	1G10DSA6	—	M22 x 1.5	14	-06	68,8	2.71	43,5	1.71	6,7	0.26	20,0	0.79	27,0	1.06
1A12DSA8	1S12DSA8	1G12DSA8	1B12DSA8 4S12DSA8*	M24 x 1.5	16	-08	79,7	3.14	50,0	1.97	9,6	0.38	23,0	0.90	30,0	1.18
1A16DSA10	1S16DSA10	1G16DSA10	1B16DSA10 4S16DSA10*	M30 x 2	20	-10	89,3	3.51	59,9	2.36	12,8	0.50	26,0	1.02	36,0	1.42
1A20DSA12	1S20DSA12	1G20DSA12	1B20DSA12	M36 x 2	25	-12	107,4	4.23	77,2	3.04	15,5	0.61	32,5	1.28	46,0	1.81
1A25DSA16	1S25DSA16	1G25DSA16	1B25DSA16	M42 x 2	30	-16	121,4	4.78	87,0	3.42	20,7	0.81	37,5	1.48	55,0	2.16

* Part number denotes 4S equivalent fitting.

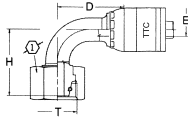
Crimp fittings

Braided, low pressure and four spiral
(TTC / 1SA / 1GA / TTC-12 Series)

H

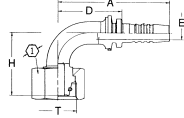
DKO female swivel, heavy duty, 90° elbow (DSB)

1 Global TTC fittings



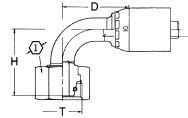
For use with hose:
2661(-12 thru -32), FC310, FC510, FC579, FC611, FC619 (-12 thru -32), FC639/FC839B, FC693, FC735, FC849/FC849B, GH120, GH194, GH195, GH663, GH681, GH781, GH793.

2 Global nipples



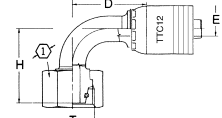
For use with hose:
Clamp: 2661 (-12 thru -20), FC619 (-12 thru -20).
Socket 1SA: 2681, FC310, FC510, FC639/FC839B (-4 thru -8), GH194 (-4 thru -20), GH663, GH681.
Socket 1SB: 2781, FC466, FC195, FC498, FC598, FC579, FC639/FC839B (-10 thru -16), FC735 (-4 thru -20), FC849/FC849B (-06 thru -12), GH120 (-4 thru -20), GH195, GH781 (-04 thru -20), GH793, 2766.

3 Global OTC fittings



For use with hose:
2583, 2661, FC466, FC498, FC598, FC619, FC699.

4 Global TTC12 fittings



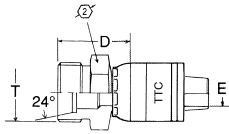
For use with hose:
FC636, FC736, GH493, EC525.

1 TTC part #	2 Nipple part #	3 OTC part #	4 TTC12 part #	Thd. T	Tube O.D.	Hose size	A		D		EØ		H		
							mm	in	mm	in	mm	in	mm	in	
1A6DSB4	1S6DSB4	1G6DSB4	—	M18 x 1.5	10	-04	54,5	2.14	31,0	1.22	4,2	0.16	33,5	1.32	22,0 0.87
1A8DSB6	1S8DSB6	1G8DSB6	1B8DSB6 4S8DSB6*	M20 x 1.5	12	-06	55,9	2.20	34,6	1.36	6,7	0.26	35,3	1.39	24,0 0.94
1A10DSB6	1S10DSB6	1G10DSB6	1B10DSB6 4S10DSB6*	M22 x 1.5	14	-06	59,8	2.35	38,5	1.52	6,7	0.26	42,0	1.65	27,0 1.06
1A12DSB8	1S12DSB8	1G12DSB8	1B12DSB8 4S12DSB8*	M24 x 1.5	16	-08	77,7	3.06	48,0	1.89	9,6	0.38	45,3	1.78	30,0 1.18
1A16DSB10	1S16DSB10	1G16DSB10	1B16DSB10 4S16DSB10*	M30 x 2	20	-10	82,0	3.23	52,6	2.07	12,8	0.50	52,0	2.05	36,0 1.42
1A20DSB12	1S20DSB12	1G20DSB12	1B20DSB12	M36 x 2	25	-12	93,0	3.66	62,8	2.47	15,5	0.61	64,5	2.54	46,0 1.81
1A25DSB16	1S25DSB16	1G25DSB16	1B25DSB16	M42 x 2	30	-16	104,0	4.09	69,6	2.74	20,7	0.81	74,0	2.91	50,0 1.97

* Part number denotes 4S equivalent fitting.

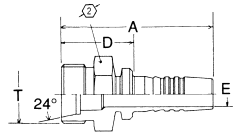
24° male, heavy duty (EK)

1 Global TTC fittings



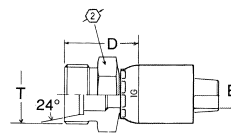
For use with hose:
2661(-12 thru -32), FC310, FC510, FC579, FC611, FC619 (-12 thru -32), FC639/FC839B, FC693, FC735, FC849/FC849B, GH120, GH194, GH195, GH663, GH681, GH781, GH793.

2 Global nipples



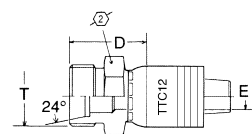
For use with hose:
Clamp: 2661 (-12 thru -20), FC619 (-12 thru -20).
Socket 1SA: 2681, FC310, FC510, FC639/FC839B (-4 thru -8), GH194 (-4 thru -20), GH663, GH681.
Socket 1SB: 2781, FC466, FC195, FC498, FC598, FC579, FC639/FC839B (-10 thru -16), FC735 (-4 thru -20), FC849/FC849B (-06 thru -12), GH120 (-4 thru -20), GH195, GH781 (-04 thru -20), GH793, 2766.

3 Global OTC fittings



For use with hose:
2583, 2661, FC466, FC498, FC598, FC619, FC699.

4 Global TTC12 fittings



For use with hose:
FC636, FC736, GH493, EC525.

1 TTC part #	2 Nipple part #	3 OTC part #	4 TTC12 part #	Thd. T	Tube O.D.	Hose size	A		D		EØ			
							mm	in	mm	in	mm	in		mm
1A4EK4	1S4EK4	—	—	M12 x 1.5	6	-04	44,7	1.76	21,3	0.84	4,2	0.16	12,0	0.47
1A5EK4	1S5EK4	1G5EK4	—	M16 x 1.5	8	-04	47,5	1.87	24,1	0.95	4,2	0.16	17,0	0.67
1A6EK4	1S6EK4	1G6EK4	—	M18 x 1.5	10	-04	40,7	1.60	23,6	0.93	4,2	0.16	19,0	0.75
1A6EK6	1S6EK6	—	1B6EK6 4S6EK6*	M18 x 1.5	10	-06	45,5	1.79	24,2	0.95	6,7	0.26	19,0	0.75
1A8EK6	1S8EK6	1G8EK6	1B8EK6 4S8EK6*	M20 x 1.5	12	-06	50,3	1.98	25,0	0.98	6,7	0.26	22,0	0.87
1A10EK6	1S10EK6	1G10EK6	1B10EK6	M22 x 1.5	14	-06	52,6	2.07	27,3	1.07	6,7	0.26	24,0	0.94
1A12EK8	1S12EK8	1G12EK8	1B12EK8 4S12EK8*	M24 x 1.5	16	-08	58,0	2.28	28,3	1.11	9,6	0.38	27,0	1.06
1A16EK10	1S16EK10	1G16EK10	1B16EK10 4S16EK10*	M30 x 2	20	-10	62,0	2.44	32,7	1.29	12,8	0.50	32,0	1.26
1A16EK12	1S16EK12	—	—	M30 x 2	20	-12	57,7	2.27	30,7	1.21	15,5	0.61	32,0	1.26
1A20EK12	1S20EK12	1G20EK12	1B20EK12	M36 x 2	25	-12	65,5	2.58	35,3	1.39	15,5	0.61	41,0	1.61
1A25EK16	1S25EK16	1G25EK16	1B25EK16	M42 x 2	30	-16	72,3	2.85	37,9	1.49	20,7	0.81	46,0	1.81

* Part number denotes 4S equivalent fitting.