

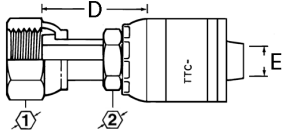
Crimp fittings

Braided, low pressure and four spiral
(TTC / 1SA / 1GA / TTC-12 Series)

H

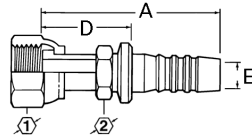
Female ORS swivel (FR)

1 Global TTC fittings



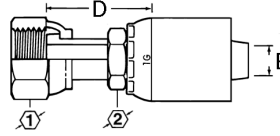
For use with hose:
2661(-12 thru -32), FC310, FC510, FC579, FC611, FC619 (-12 thru -32), FC639/FC839B, FC693, FC735, FC849/FC849B, GH120, GH194, GH195, GH663, GH681, GH781, GH793.

2 Global nipples



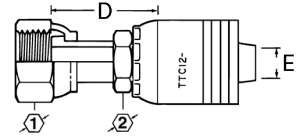
For use with hose:
Clamp: 2661 (-12 thru -20), FC619 (-12 thru -20).
Socket 1SA: 2681, FC310, FC510, FC639/FC839B (-4 thru -8), GH194 (-4 thru -20), GH663, GH681.
Socket 1SB: 2781, FC466, FC195, FC498, FC598, FC579, FC639/FC839B (-10 thru -16), FC735 (-4 thru -20), FC849/FC849B (-06 thru -12), GH120 (-4 thru -20), GH195, GH781 (-04 thru -20), GH793, 2766.

3 Global OTC fittings



For use with hose:
2583, 2661, FC466, FC498, FC598, FC619, FC699.

4 Global TTC12 fittings



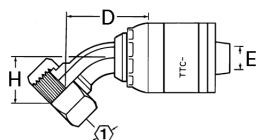
For use with hose:
FC636, FC736, GH493, EC525.

1 TTC part #	2 Nipple part #	3 OTC part #	4 TTC12 part #	Thd.	Hose size	A		D		EØ		1	2
						mm	in	mm	in	mm	in		
1AA4FR4	1SA4FR4	1GA4FR4	—	9/16-18	-04	49,5	1.95	26,1	1.03	4,2	0.17	11/16	9/16
1AA6FR4	1SA6FR4	1GA6FR4	—	11/16-16	-04	51,8	2.04	28,4	1.12	4,2	0.17	13/16	9/16
1AA8FR4	1SA8FR4	—	—	13/16-16	-04	52,3	2.06	32,5	1.28	4,1	0.16	13/16	15/16
1AA4FR6	1SA4FR6	1GA4FR6	1BA4FR6	9/16-18	-06	54,4	2.14	29,2	1.15	4,3	0.17	11/16	11/16
1AA6FR6	1SA6FR6	1GA6FR6	1BA6FR6 4SA6FR6*	11/16-16	-06	52,7	2.07	31,4	1.24	6,7	0.26	13/16	11/16
1AA8FR6	1SA8FR6	1GA8FR6	1BA8FR6 4SA8FR6*	13/16-16	-06	54,4	2.14	33,6	1.32	6,7	0.26	15/16	11/16
1AA6FR8	1SA6FR8	1GA6FR8	1BA6FR8 4SA6FR8*	11/16-16	-08	61,3	2.41	34,1	1.34	6,7	0.26	13/16	7/8
1AA8FR8	1SA8FR8	1GA8FR8	1BA8FR8 4SA8FR8*	13/16-16	-08	66,2	2.61	38,1	1.50	9,1	0.36	15/16	7/8
1AA10FR8	1SA10FR8	1GA10FR8	1BA10FR8 4SA10FR8*	1-14	-08	65,4	2.57	37,3	1.47	9,6	0.38	1 1/8	7/8
1AA12FR8	1SA12FR8	1GA12FR8	1BA12FR8	1 3/16-16	-08	71,1	2.80	41,4	1.63	9,7	0.38	1 3/8	1 1/8
1AA8FR10	1SA8FR10	1GA8FR10	1BA8FR10	13/16-16	-10	67,8	2.67	38,4	1.51	9,7	0.38	15/16	15/16
1AA10FR10	1SA10FR10	1GA10FR10	1BA10FR10 4SA10FR10	1-14	-10	66,5	2.62	40,8	1.61	11,5	0.45	1 1/8	1 1/16
1AA12FR10	1SA12FR10	1GA12FR10	1BA12FR10 4SA12FR10*	1 3/16-12	-10	67,2	2.65	41,4	1.63	12,8	0.50	1 3/8	1 1/16
1AA10FR12	1SA10FR12	1GA10FR12	1BA10FR12	1-14	-12	71,4	2.81	41,4	1.62	12,2	0.48	1 1/8	1 1/8
1AA12FR12	1SA12FR12	1GA12FR12	1BA12FR12	1 3/16-12	-12	73,9	2.91	43,7	1.72	15,5	0.61	1 3/8	1 1/8
1AA16FR12	1SA16FR12	1GA16FR12	1BA16FR12	1 7/16-12	-12	75,7	2.98	45,5	1.79	15,5	0.61	1 5/8	1 3/8
1AA12FR16	1SA12FR16	1GA12FR16	1BA12FR16	1 3/16-12	-16	81,8	3.22	47,2	1.86	15,5	0.61	1 3/8	1 3/8
1AA16FR16	1SA16FR16	1GA16FR16	1BA16FR16	1 7/16-12	-16	83,6	3.29	49,3	1.94	20,6	0.81	1 5/8	1 3/8
1AA20FR16	1SA20FR16	1GA20FR16	1BA20FR16	1 11/16-12	-16	82,6	3.25	48,3	1.90	20,6	0.81	1 7/8	1 5/8
1AA20FR20	1SA20FR20	1GA20FR20	1BA20FR20	1 11/16-12	-20	103,4	4.07	59,2	2.33	25,9	1.02	1 7/8	1 3/4
1AA24FR20	1SA24FR20	1GA24FR20	—	2-12	-20	98,6	3.88	54,6	2.15	26,7	1.05	2 1/4	1
—	—	—	1BA24FR20	2-12	-20	95,0	3.74	55,6	2.19	26,7	1.05	2 1/4	2
1AA24FR24	1SA24FR24	1GA24FR24	—	2-12	-24	102,1	4.02	55,6	2.19	32,0	1.26	2 1/4	2
—	—	—	1BA24FR24	2-12	-24	99,8	3.93	56,1	2.21	32,0	1.26	2 1/4	2

* Part number denotes 4S equivalent fitting

Female ORS swivel 45° elbow (FRA)

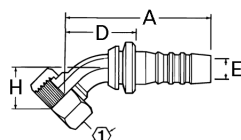
1 Global TTC fittings



For use with hose:

2661 (-12 thru -32), FC310, FC510, FC579, FC611, FC619 (-12 thru -32), FC639/FC839B, FC693, FC735, FC849/FC849B, GH120, GH194, GH195, GH663, GH681, GH781, GH793.

2 Global nipples



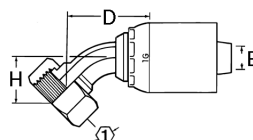
For use with hose:

Clamp: 2661 (-12 thru -20), FC619 (-12 thru -20).

Socket 1SA: 2681, FC310, FC510, FC639/FC839B (-4 thru -8), GH194 (-4 thru -20), GH663, GH681.

Socket 1SB: 2781, FC466, FC195, FC498, FC598, FC579, FC639/FC839B (-10 thru -16), FC735 (-4 thru -20), FC849/FC849B (-06 thru -12), GH120 (-4 thru -20), GH195, GH781 (-04 thru -20), GH793, 2766.

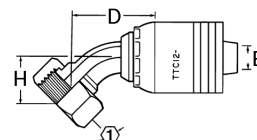
3 Global OTC fittings



For use with hose:

2583, 2661, FC466, FC498, FC598, FC619, FC699.

4 Global TTC12 fittings



For use with hose:

FC636, FC736, GH493, EC525.

1 TTC part #	2 Nipple part #	3 OTC part #	4 TTC12 part #	Thd.	Hose size	A		D		EØ		H		① in
						mm	in	mm	in	mm	in	mm	in	
1AA4FRA4	1SA4FRA4	1GA4FRA4	—	9/16-18	-04	53,8	2.12	30,4	1.20	4,2	0.17	10,4	0.41	11/16
1AA6FRA4	1SA6FRA4	1GA6FRA4	—	11/16-16	-04	58,4	2.30	35,1	1.38	4,3	0.17	10,9	0.43	13/16
1AA4FRA6	1SA4FRA6	1GA4FRA6	1BA4FRA6 4SA4FRA6*	9/16-18	-06	54,4	2.14	33,1	1.30	4,2	0.17	10,4	0.41	11/16
1AA6FRA6	1SA6FRA6	1GA6FRA6	1BA6FRA6 4SA6FRA6*	11/16-16	-06	59,9	2.36	36,3	1.43	6,2	0.24	10,9	0.43	13/16
1AA8FRA6	1SA8FRA6	1GA8FRA6	1BA8FRA6 4SA8FRA6*	13/16-16	-06	65,6	2.58	44,3	1.74	6,7	0.26	15,0	0.59	15/16
1AA6FRA8	1SA6FRA8	—	—	11/16-16	-08	67,3	2.65	37,6	1.48	6,6	0.26	10,9	0.43	13/16
1AA8FRA8	1SA8FRA8	1GA8FRA8	1BA8FRA8 4SA8FRA8*	13/16-16	-08	76,1	3.00	45,5	1.79	8,5	0.33	15,0	0.59	15/16
1AA10FRA8	1SA10FRA8	1GA10FRA8	1BA10FRA8 4SA10FRA8*	1-14	-08	78,3	3.08	51,1	2.01	9,6	0.38	16,5	0.65	1 1/8
1AA12FRA8	1SA12FRA8	1GA12FRA8	—	1 3/16-12	-08	89,2	3.51	59,4	2.34	9,7	0.38	21,1	0.83	1 3/8
1AA10FRA10	1SA10FRA10	1GA10FRA10	1BA10FRA10 4SA10FRA10*	1-14	-10	80,9	3.18	51,3	2.02	11,0	0.44	16,5	0.65	1 1/8
1AA12FRA10	1SA12FRA10	—	1BA12FRA10 4SA12FRA10*	1 3/16-12	-10	86,1	3.39	60,0	2.36	12,8	0.50	21,1	0.83	1 3/8
1AA10FRA12	1SA10FRA12	—	—	1-14	-12	78,5	3.09	51,8	2.04	11,4	0.45	16,5	0.65	1 1/8
1AA12FRA12	1SA12FRA12	1GA12FRA12	1BA12FRA12	1 3/16-12	-12	90,7	3.57	60,5	2.38	14,0	0.55	21,1	0.83	1 3/8
1AA16FRA12	1SA16FRA12	1GA16FRA12	—	1 7/16-12	-12	102,6	4.04	72,4	2.85	15,5	0.61	23,9	0.94	1 5/8
1AA12FRA16	1SA12FRA16	—	—	1 3/16-12	-16	94,5	3.72	60,9	2.40	14,0	0.55	21,1	0.83	1 3/8
1AA16FRA16	1SA16FRA16	1GA16FRA16	1BA16FRA16	1 7/16-12	-16	107,4	4.23	73,1	2.88	20,6	0.81	23,9	0.94	1 5/8
1AA20FRA16	1SA20FRA16	—	—	1 11/16-12	-16	117,3	4.62	83,8	3.30	20,7	0.81	25,4	1.00	1 7/8
1AA20FRA20	1SA20FRA20	1GA20FRA20	1BA20FRA20	1 11/16-12	-20	129,5	5.10	85,6	3.37	25,9	1.02	25,4	1.00	1 7/8
1AA24FRA20	1SA24FRA20	1GA24FRA20	—	2-12	-20	139,4	5.49	95,5	3.76	25,7	1.01	27,2	1.07	2 1/4
1AA24FRA24	1SA24FRA24	1GA24FRA24	—	2-12	-24	115,3	4.54	68,8	2.71	32,0	1.26	27,2	1.07	2 1/4

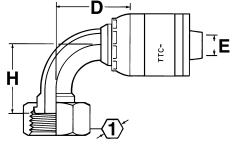
* Part number denotes 4S equivalent fitting.

Crimp fittings

Braided, low pressure and four spiral
(TTC / 1SA / 1GA / TTC-12 Series)

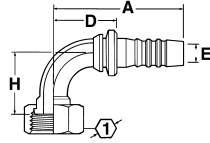
H Female ORS swivel 90° short drop elbow (FRB)

1 Global TTC fittings



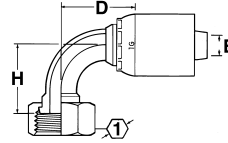
For use with hose:
2661(-12 thru -32), FC310, FC510, FC579, FC611, FC619 (-12 thru -32), FC639/FC839B, FC693, FC735, FC849/FC849B, GH120, GH194, GH195, GH663, GH681, GH781, GH793.

2 Global nipples



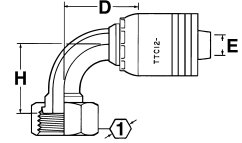
For use with hose:
Clamp: 2661 (-12 thru -20), FC619 (-12 thru -20).
Socket 1SA: 2681, FC310, FC510, FC639/FC839B (-4 thru -8), GH194 (-4 thru -20), GH663, GH681.
Socket 1SB: 2781, FC466, FC195, FC498, FC598, FC579, FC639/FC839B (-10 thru -16), FC735 (-4 thru -20), FC849/FC849B (-06 thru -12), GH120 (-4 thru -20), GH195, GH781 (-04 thru -20), GH793, 2766.

3 Global OTC fittings



For use with hose:
2583, 2661, FC466, FC498, FC598, FC619, FC699.

4 Global TTC12 fittings



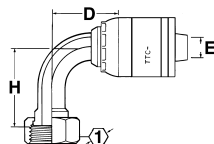
For use with hose:
FC636, FC736, GH493, EC525.

1 TTC part #	2 Nipple part #	3 OTC part #	4 TTC12 part #	Thd.	Hose size	A		D		EØ		H		1
						mm	in	mm	in	mm	in	mm	in	
1AA4FRB4	1SA4FRB4	1GA4FRB4	—	9/16-18	-04	53,1	2.09	23,3	0.92	4,2	0.17	20,8	0.82	11/16
1AA6FRB4	1SA6FRB4	1GA6FRB4	—	11/16-16	-04	56,4	2.22	25,1	0.99	4,2	0.17	22,9	0.90	13/16
—	1SA8FRB4	—	—	13/16-16	-04	60,2	2.37	36,8	1.45	4,3	0.17	30,2	1.19	15/16
1AA4FRB6	1SA4FRB6	1GA4FRB6	—	9/16-18	-06	56,1	2.21	30,7	1.21	4,3	0.17	20,8	0.82	11/16
1AA6FRB6	1SA6FRB6	1GA6FRB6	1BA6FRB6 4SA6FRB6*	11/16-16	-06	59,4	2.34	34,0	1.34	6,6	0.26	22,9	0.90	13/16
1AA8FRB6	1SA8FRB6	1GA8FRB6	1BA8FRB6 4SA8FRB6*	13/16-16	-06	66,5	2.62	41,4	1.62	6,6	0.26	29,2	1.15	15/16
1AA6FRB8	1SA6FRB8	1GA6FRB8	1BA6FRB8 4SA6FRB8*	11/16-16	-08	65,0	2.56	35,3	1.39	6,6	0.26	22,9	0.90	13/16
1AA8FRB8	1SA8FRB8	1GA8FRB8	1BA8FRB8 4SA8FRB8*	13/16-16	-08	72,1	2.84	42,4	1.67	9,1	0.36	29,2	1.15	15/16
1AA10FRB8	1SA10FRB8	1GA10FRB8	1BA10FRB8 4SA10FRB8*	1-14	-08	78,0	3.07	48,5	1.91	9,7	0.38	32,3	1.27	1 1/8
1AA12FRB8	1SA12FRB8	1GA12FRB8	1BA12FRB8 4SA12FRB8*	1 3/16-12	-08	87,6	3.45	57,9	2.28	9,7	0.38	47,8	1.88	1 3/8
1AA10FRB10	1SA10FRB10	1GA10FRB10	1BA10FRB10 4SA10FRB10*	1-14	-10	78,0	3.07	48,5	1.91	11,4	0.45	32,3	1.27	1 1/8
1AA12FRB10	1SA12FRB10	1GA12FRB10	1BA12FRB10 4SA12FRB10*	1 3/16-12	-10	87,4	3.44	58,2	2.29	12,7	0.50	47,8	1.88	1 3/8
1AA10FRB12	1SA10FRB12	1GA10FRB12	—	1-14	-12	79,0	3.11	49,0	1.93	11,4	0.45	32,3	1.27	1 1/8
1AA12FRB12	1SA12FRB12	1GA12FRB12	1BA12FRB12	1 3/16-12	-12	88,6	3.49	58,4	2.30	14,0	0.55	47,8	1.88	1 3/8
1AA16FRB12	1SA16FRB12	1GA16FRB12	1BA16FRB12	1 7/16-12	-12	102,6	4.04	72,4	2.85	15,5	0.61	56,1	2.21	1 5/8
1AA16FRB16	1SA16FRB16	1GA16FRB16	1BA16FRB16	1 7/16-12	-16	107,2	4.22	72,9	2.87	20,6	0.81	56,1	2.21	1 5/8
1AA20FRB16	1SA20FRB16	1GA20FRB16	—	1 11/16-12	-16	123,2	4.85	89,0	3.50	20,6	0.81	63,8	2.51	1 7/8
1AA20FRB20	1SA20FRB20	1GA20FRB20	1BA20FRB20	1 11/16-12	-20	134,6	5.30	90,7	3.57	25,9	1.02	63,8	2.51	1 7/8
1AA24FRB20	1SV24FRB20	—	—	2-12	-20	109,7	4.32	70,4	2.77	26,6	1.05	68,6	2.70	2 1/4
1AA24FRB24	1SA24FRB24	1GA24FRB24	—	2-12	-24	117,6	4.63	71,4	2.81	32,0	1.26	68,6	2.70	2 1/4

* Part number denotes 4S equivalent fitting.

Female ORS swivel 90° long drop elbow (FRC)

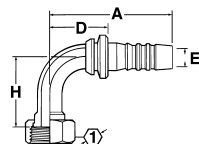
1 Global TTC fittings



For use with hose:

2661(-12 thru -32), FC310, FC510, FC579, FC611, FC619 (-12 thru -32), FC639/FC839B, FC693, FC735, FC849/FC849B, GH120, GH194, GH195, GH663, GH681, GH781, GH793.

2 Global nipples



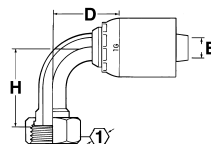
For use with hose:

Clamp: 2661 (-12 thru -20), FC619 (-12 thru -20).

Socket 1SA: 2681, FC310, FC510, FC639/FC839B (-4 thru -8), GH194 (-4 thru -20), GH663, GH681.

Socket 1SB: 2781, FC466, FC195, FC498, FC598, FC579, FC639/FC839B (-10 thru -16), FC735 (-4 thru -20), FC849/FC849B (-06 thru -12), GH120 (-4 thru -20), GH195, GH781 (-04 thru -20), GH793, 2766.

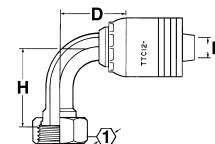
3 Global OTC fittings



For use with hose:

2583, 2661, FC466, FC498, FC598, FC619, FC699.

4 Global TTC12 fittings



For use with hose:

FC636, FC736, GH493, EC525.

1 TTC part #	2 Nipple part #	3 OTC part #	4 TTC12 part #	Thd.	Hose size	A		D		EØ		H		① in
						mm	in	mm	in	mm	in	mm	in	
1AA4FRC4	1SA4FRC4	1GA4FRC4	—	9/16-18	-04	53,1	2.09	23,3	0.92	4,2	0.17	46,0	1.81	11/16
1AA6FRC4	1SA6FRC4	1GA6FRC4	—	11/16-16	-04	56,4	2.22	33,0	1.30	4,3	0.17	54,1	2.13	13/16
1AA8FRC4	1SA8FRC4	1GA8FRC4	—	13/16-16	-04	65,8	2.59	42,4	1.67	4,3	0.17	64,8	2.55	15/16
1AA6FRC6	1SA6FRC6	1GA6FRC6	1BA6FRC6 4SA6FRC6*	11/16-16	-06	57,6	2.27	34,1	1.34	6,2	0.24	54,1	2.13	13/16
1AA8FRC6	1SA8FRC6	1GA8FRC6	1BA8FRC6 4SA8FRC6*	13/16-16	-06	64,7	2.55	43,4	1.71	6,7	0.26	64,8	2.55	15/16
1AA8FRC8	1SA8FRC8	1GA8FRC8	1BA8FRC8 4SA8FRC8*	13/16-16	-08	73,0	2.87	42,4	1.67	8,5	0.33	63,8	2.51	15/16
1AA10FRC8	1SA10FRC8	1GA10FRC8	1BA10FRC8 4SA10FRC8*	1-14	-08	75,6	2.98	48,4	1.91	9,6	0.38	70,1	2.76	1 1/8
1AA10FRC10	1SA10FRC10	1GA10FRC10	1BA10FRC10 4SA10FRC10*	1-14	-10	78,3	3.08	48,6	1.91	11,0	0.44	70,1	2.76	1 1/8
1AA12FRC12**	1SA12FRC12	1GA12FRC12	1BA12FRC12	1 3/16-12	-12	88,4	3.48	58,4	2.30	14,2	0.56	96,0	3.78	1 3/8
1AA16FRC12	1SA16FRC12	—	—	1 7/16-12	-12	102,6	4.04	72,9	2.87	20,6	0.81	114,3	4.50	1 5/8
1AA16FRC16***	1SA16FRC16	1GA16FRC16	1BA16FRC16	1 7/16-12	-16	107,2	4.22	72,6	2.86	19,8	0.78	114,3	4.50	1 5/8
1AA20FRC20	1SA20FRC20	1GA20FRC20	1BA20FRC20	1 11/16-12	-20	134,6	5.30	90,7	3.57	25,7	1.01	129,3	5.09	1 7/8
1AA24FRC20	1SV24FRC20	—	—	2-12	-20	109,7	4.32	70,4	2.77	26,7	1.05	140,7	5.54	2 1/4
1AA24FRC24	1SA24FRC24	1GA24FRC24	—	2-12	-24	117,6	4.63	71,4	2.81	32,0	1.26	140,7	5.54	2 1/4

* Part number denotes 4S equivalent fitting.

** The 90° long drop tube elbow configuration meets a 3.5:1 burst, based on 4000psi operating pressure.

*** The 90° long drop tube elbow configuration meets a 3.7:1 burst, based on 3000psi operating pressure.

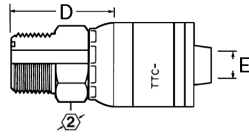
Crimp fittings

Braided, low pressure and four spiral
(TTC / 1SA / 1GA / TTC-12 Series)

H

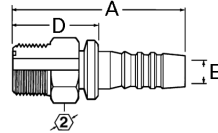
Male ORS (MR)[†]

1 Global TTC fittings



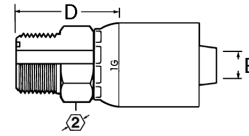
For use with hose:
2661(-12 thru -32), FC310, FC510, FC579, FC611, FC619 (-12 thru -32), FC639/FC839B, FC693, FC735, FC849/FC849B, GH120, GH194, GH195, GH663, GH681, GH781, GH793.

2 Global nipples



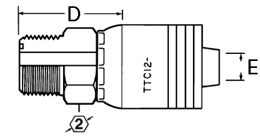
For use with hose:
Clamp: 2661 (-12 thru -20), FC619 (-12 thru -20).
Socket 1SA: 2681, FC310, FC510, FC639/FC839B (-4 thru -8), GH194 (-4 thru -20), GH663, GH681.
Socket 1SB: 2781, FC466, FC195, FC498, FC598, FC579, FC639/FC839B (-10 thru -16), FC735 (-4 thru -20), FC849/FC849B (-06 thru -12), GH120 (-4 thru -20), GH195, GH781 (-04 thru -20), GH793, 2766.

3 Global OTC fittings



For use with hose:
2583, 2661, FC466, FC498, FC598, FC619, FC699.

4 Global TTC12 fittings



For use with hose:
FC636, FC736, GH493, EC525.

1 TTC part #	2 Nipple part #	3 OTC part #	4 TTC12 part #	Thd.	Hose size	A		D		EØ		in
						mm	in	mm	in	mm	in	
1AA4MR4	1SA4MR4	1GA4MR4	—	9/16-18	-04	45,2	1.78	21,8	0.86	4,3	0.17	5/8
1AA6MR6	1SA6MR6	1GA6MR6	1BA6MR6 4SA6MR6*	11/16-16	-06	52,1	2.05	29,3	1.16	6,7	0.26	3/4
1AA8MR6	1SA8MR6	1GA8MR6	1BA8MR6 4SA8MR6	13/16-16	-06	45,5	1.79	24,2	0.95	6,7	0.26	7/8
1AA8MR8	1SA8MR8	1GA8MR8	1BA8MR8 4SA8MR8*	13/16-16	-08	64,4	2.54	33,9	1.34	9,6	0.38	7/8
1AA10MR8	1SA10MR8	—	—	1-14	-08	55,1	2.17	29,7	1.17	9,7	0.38	1 1/16
1AA12MR8	1SA12MR8	—	—	1 3/16-12	-08	57,7	2.27	32,3	1.27	9,7	0.38	1 1/4
1AA10MR10	1SA10MR10	—	—	1-14	-10	57,4	2.26	36,6	1.44	12,2	0.48	1 1/16
1AA12MR10	1SA12MR10	—	—	1 3/16-12	-10	57,4	2.26	31,5	1.24	12,7	0.50	1 1/4
1AA12MR12	1SA12MR12	1GA12MR12	1BA12MR12	1 3/16-12	-12	66,8	2.63	38,9	1.53	15,5	0.61	1 1/4
1AA16MR12	1SA16MR12	1GA16MR12	1BA16MR12	1 7/16-12	-12	64,3	2.53	34,0	1.34	15,5	0.61	1 1/2
—	1SA16MR16	—	—	1 7/16-12	-16	76,2	3.00	41,7	1.64	20,6	0.81	1 1/2
1AA16MR16	1SA16MR16	—	—	1 7/16-12	-16	75,2	2.96	42,9	1.69	20,7	0.81	1 1/2
1AA20MR20	1SV20MR20	—	—	1 11/16-12	-20	85,1	3.35	45,7	1.80	26,2	1.03	1 3/4

[†] Does not include O-ring. See pages H-87–H-92 for o-rings.

* Part number denotes 4S equivalent fitting.